


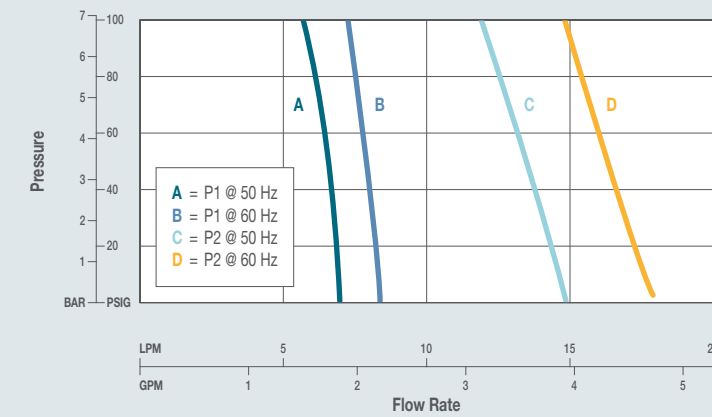
900 to 2500 watts of cooling



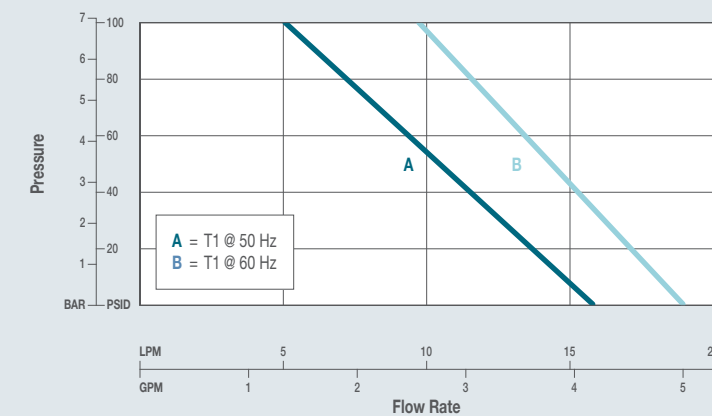
Specifications	ThermoFlex 900	ThermoFlex 1400	ThermoFlex 2500	
Standard Setpoint Temperature Range	5 °C to 40 °C (41 °F to 104 °F)			
Optional High Temperature Setpoint Range	–	5 °C to 90 °C (41 °F to 194 °F)		
Optional Low Temperature Setpoint Range	–	–	-5 °C to 55 °C (23 °F to 131 °F)	
Stability	+/- 0.1 °C			
Ambient Temperature Range	10 °C to 40 °C (50 °F to 104 °F)			
Standard Cooling Capacity	60 Hz at 20°C	900 W / 3074 BTU	1400 W / 4781 BTU	2500 W / 8538 BTU
	50 Hz at 20°C	750 W / 2559 BTU	1170 W / 3996 BTU	2200 W / 7513 BTU
Reservoir Volume	7.2 Liters (1.9 gallons)			
Refrigerant	R134A			
Physical Dimensions (H x W x D)	Air-Cooled	27.3 x 14.2 x 24.6 in (69.2 x 36.0 x 62.4 cm)	27.3 x 14.2 x 24.6 in (69.2 x 36.0 x 62.4 cm)	29.0 x 17.2 x 26.5 in (73.6 x 43.6 x 67.3 cm)
	Water-Cooled	–	27.3 x 14.2 x 24.6 in (69.2 x 36.0 x 62.4 cm)	29.0 x 17.2 x 26.5 in (73.6 x 43.6 x 67.3 cm)
P1 – Positive Displacement Pump	60 Hz	2.1 gpm @ 60 psig (7.9 lpm @ 4.1 bar)		
	50 Hz	1.7 gpm @ 60 psig (6.4 lpm @ 4.1 bar)		
P2 – Positive Displacement Pump	60 Hz	4.0 gpm @ 60 psig (15.1 lpm @ 4.1 bar)		
	50 Hz	3.3 gpm @ 60 psig (12.5 lpm @ 4.1 bar)		
T1 – Turbine Pump*	60 Hz	3.5 gpm @ 60 psid (13.2 lpm @ 4.1 bar)		
	50 Hz	2.5 gpm @ 60 psid (9.5 lpm @ 4.1 bar)		
Chiller Weight (air-cooled with P2 pump)	130.5 lb (59.2 kg)		175.5 lb (79.6 kg)	
Available Heaters				
1 kW @ 208 V	–	Available	–	
1.2 kW @ 230 V	–	Available	–	
2.3 kW @ 208 V	–	–	Available	
2.8 kW @ 230 V	–	–	Available	
Voltage Options				
115 V/60 Hz & 100 V/50 Hz ^{1,2}	Available	–	–	
100 V/60 Hz & 100 V/50 Hz ^{1,2}	Available	–	–	
208-230 V/60 Hz & 200 V/50 Hz ^{1,2}	–	Available	–	
230 V/50 Hz ¹	–	Available	–	
200-230 V/50-60 Hz Global Voltage ^{1,2}	–	Available	–	
Compliance	–	CE ¹  ²	–	

Pumping capacity

P1 & P2 Pump

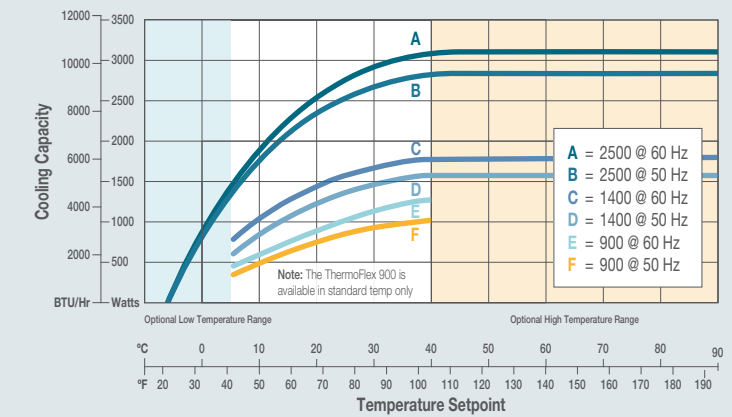


T1 Pump



Cooling capacity

ThermoFlex 900, 1400 & 2500

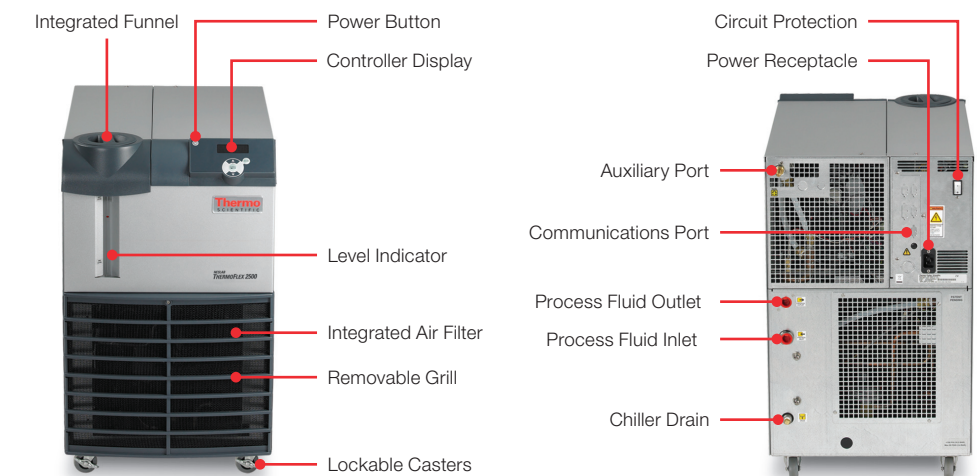


Cooling capacity based on chillers with P2 pumps with no backpressure. Other pumps will affect cooling capacity performance.

Full flow filter ensures clean fluid to protect your application and maximize recirculation system life.

Easily removable condenser grill and air filter allow for quick and simple cleaning to optimize chiller performance and maximize component life.

Integrated funnel fill for easy filling.



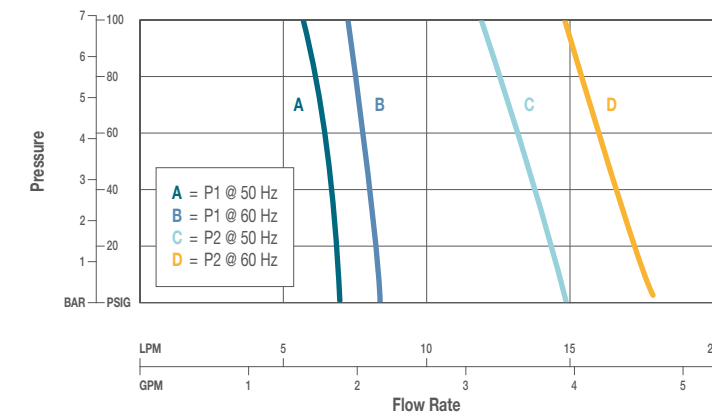
3500 to 10000 watts of cooling



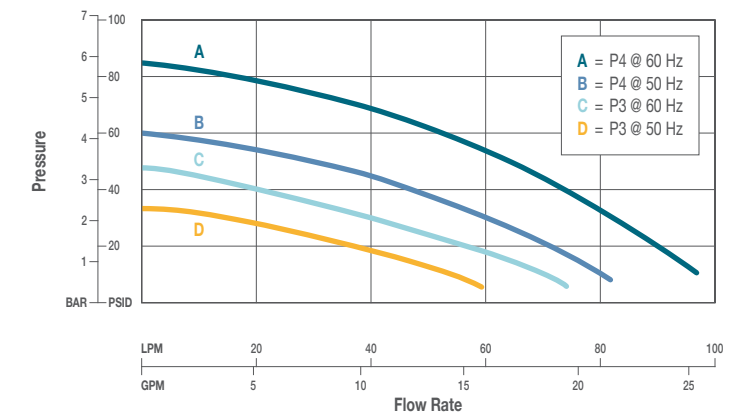
Specifications	ThermoFlex 3500	ThermoFlex 5000	ThermoFlex 7500	ThermoFlex 10000	
Standard Setpoint Temperature Range	5 °C to 40 °C (41 °F to 104 °F)				
Optional High Temperature Setpoint Range	5 °C to 90 °C (41 °F to 194 °F)				
Optional Low Temperature Setpoint Range	–	-5 °C to 55 °C (23 °F to 131 °F)	–	-5 °C to 55 °C (23 °F to 131 °F)	
Stability	+/- 0.1 °C				
Ambient Temperature Range	10 °C to 40 °C (50 °F to 104 °F)				
Standard Cooling Capacity	60 Hz at 20°C	3500 W / 11953 BTU	5000 W / 17076 BTU	7500 W / 25575 BTU	10000 W / 34100 BTU
	50 Hz at 20°C	3050 W / 10416 BTU	4400 W / 15027 BTU	6425 W / 21910 BTU	8500 W / 28985 BTU
Reservoir Volume	7.2 Liters (1.9 gallons)		17.9 Liters (4.75 gallons)		
Refrigerant	R407C				
Physical Dimensions (H x W x D)	Air-Cooled	38.9 x 19.3 x 30.9 in (98.7 x 48.8 x 78.4 cm)		52.3 x 25.2 x 33.8 in (132.7 x 63.9 x 85.6 cm)	
	Water-Cooled	38.9 x 19.3 x 30.9 in (98.7 x 48.8 x 78.4 cm)		45.9 x 25.2 x 33.8 in (116.6 x 63.9 x 85.6 cm)	
P1 – Positive Displacement Pump	60 Hz	2.1 gpm @ 60 psig (7.9 lpm @ 4.1 bar)	–	–	
	50 Hz	1.7 gpm @ 60 psig (6.4 lpm @ 4.1 bar)	–	–	
P2 – Positive Displacement Pump	60 Hz	4.0 gpm @ 60 psig (15.1 lpm @ 4.1 bar)			
	50 Hz	3.3 gpm @ 60 psig (12.5 lpm @ 4.1 bar)			
T1 – Turbine Pump*	60 Hz	3.5 gpm @ 60 psid (13.2 lpm @ 4.1 bar)		–	
	50 Hz	2.5 gpm @ 60 psid (9.5 lpm @ 4.1 bar)		–	
T5 – Turbine Pump*	60 Hz	–	7.3 gpm @ 60 psid (27.6 lpm @ 4.1 bar)		
	50 Hz	–	6.2 gpm @ 60 psid (23.5 lpm @ 4.1 bar)		
P3 – Centrifugal Pump*	60 Hz	10 gpm @ 32 psid (37.9 lpm @ 2.2 bar)			
	50 Hz	10 gpm @ 20 psid (37.9 lpm @ 1.4 bar)			
P4 – Centrifugal Pump*	60 Hz	15 gpm @ 57 psid (56.8 lpm @ 3.9 bar)		–	
	50 Hz	15 gpm @ 34 psid (56.8 lpm @ 2.3 bar)		–	
P5 – Centrifugal Pump*	60 Hz	–	20 gpm @ 60 psid (75.7 lpm @ 4.1 bar)		
	50 Hz	–	20 gpm @ 35 psid (75.7 lpm @ 2.4 bar)		
Chiller Weight (air-cooled with P2 pump)	264 lb (120 kg)		356 lb (161.5 kg)		
Available Heaters					
2.3 kW @ 208 V	Available		–		
2.8 kW @ 230 V	Available		–		
5 kW @ 208 V	–		Available		
6.1 kW @ 460 V	–		Available		
Voltage Options					
208-230 V/60 Hz & 200 V/50 Hz ^{1,2}	Available		–		
230 V/50 Hz ¹	Available		–		
200-230 V/50-60 Hz Global Voltage ^{1,2}	Available		–		
208-230 V/60 Hz/3 phase & 200V/50 Hz ^{1,2}	–		Available		
460 V/60 Hz/3 phase & 400 V/50 Hz/3 phase ¹	–		Available		
Compliance					

Pumping capacity

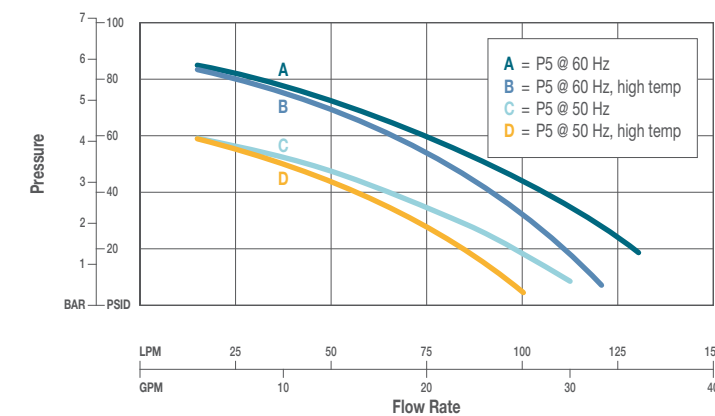
P1 & P2 Pump



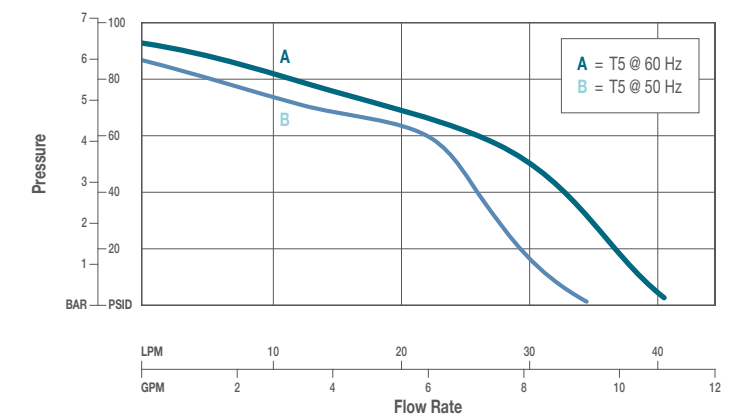
P3 & P4 Pump



P5 Pump

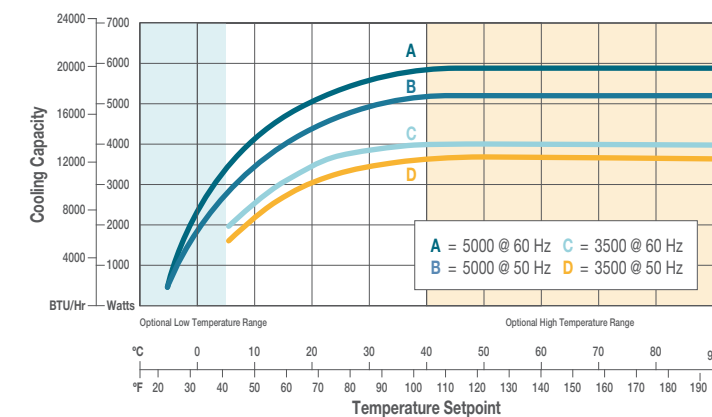


T5 Pump

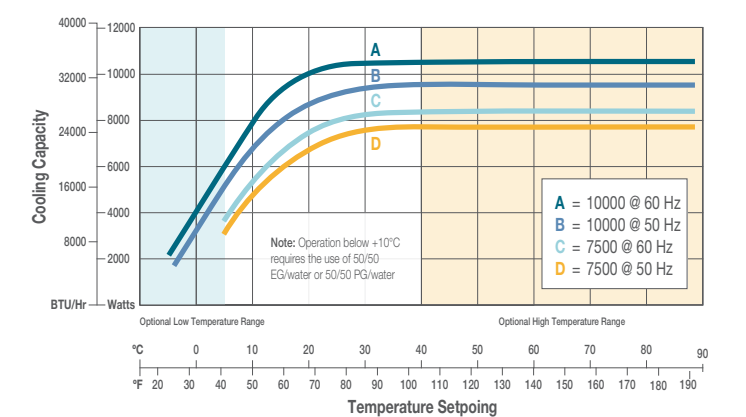


Cooling capacity

ThermoFlex 3500 & 5000



ThermoFlex 7500 & 10000



Cooling capacity based on chillers with P2 pumps with no backpressure. Other pumps will affect cooling capacity performance.

15000 to 24000 watts of cooling

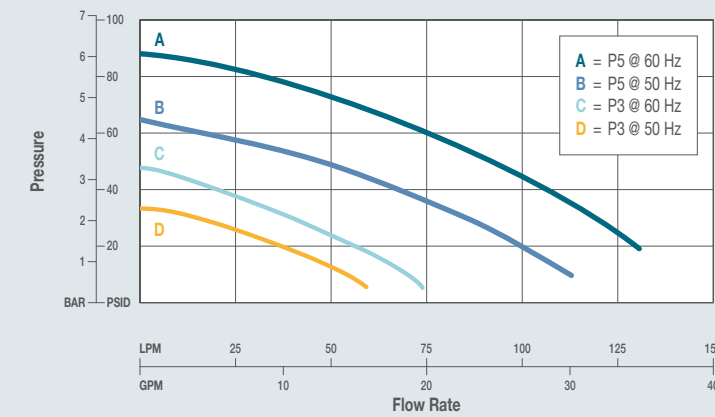


Specifications	ThermoFlex 15000	ThermoFlex 20000	ThermoFlex 24000
Standard Setpoint Temperature Range	5 °C to 40 °C (41 °F to 104 °F)		
Optional Low Temperature Setpoint Range	-		-5 °C to 55 °C (23 °F to 131 °F)**
Stability	+/- 0.1 °C		
Ambient Temperature Range	10 °C to 40 °C (50 °F to 104 °F)		
Standard Cooling Capacity	60 Hz at 20°C 15000 W / 51228 BTU 50 Hz at 20°C 12525 W / 42775 BTU	20000 W / 68304 BTU 16700 W / 57043 BTU	24000 W / 81964 BTU 21000 W / 71719 BTU
Reservoir Volume	17.9 liters (4.75 gallons)		
Refrigerant	R407C		
Physical Dimensions (H x W x D)	Air-Cooled 49.0 x 46.5 x 30.9 in (124.4 x 118.1 x 78.6 cm)	Water-Cooled 49.0 x 46.5 x 30.9 in (124.4 x 118.1 x 78.6 cm) 58.6 x 46.5 x 30.9 in (148.9 x 118.1 x 78.6 cm)	
P3 — Centrifugal Pump*	60 Hz 10 gpm @ 32 psid (37.9 lpm @ 2.2 bar) 50 Hz 10 gpm @ 20 psid (37.9 lpm @ 1.4 bar)	20 gpm @ 60 psid (75.7 lpm @ 4.1 bar) 20 gpm @ 35 psid (75.7 lpm @ 2.4 bar)	
P5 — Centrifugal Pump*	60 Hz 27 gpm @ 50 psid; (102.2 lpm @ 3.4 bar) 50 Hz 22 gpm @ 50 psid; (83.2 lpm @ 3.4 bar)		
NEW! T9 -- Turbine Pump*	60 Hz 27 gpm @ 50 psid; (102.2 lpm @ 3.4 bar) 50 Hz 22 gpm @ 50 psid; (83.2 lpm @ 3.4 bar)		
Chiller Weight (air-cooled with P3 Pump)	550 lb (249.5 kg)	650 lb (294.8 kg)	
Available Heaters			
5 kW @ 208 V	-	-	
6.1 kW @ 460 V	-	-	
22.5 kW @ 460 V	-	Available	
Voltage Options			
208-230 V/60 Hz/3 phase ^{1,2}	Available		
460 V/60 Hz/3 phase & 400 V/50 Hz/3 phase ^{1,2}	Available		
Compliance			

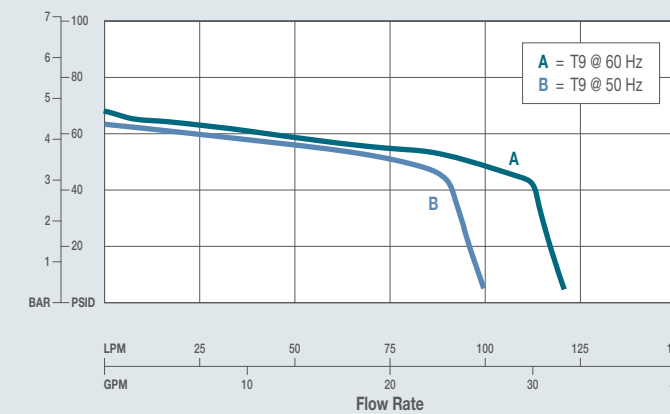
** Specifications obtained at sea level using water as the recirculating fluid, at a +20°C process setpoint, + 25°C ambient condition, at nominal operating voltage.
Cooling capacity based on chillers with P3 pumps set at 10 gpm. Other pumps will affect cooling capacity performance. Specifications subject to change.
* Pressure values for centrifugal and turbine pumps are differential pressures between the inlet and the outlet of the chiller.
* CSA Pending.

Pumping capacity

Pumping Capacity for Pump Options P3 & P5

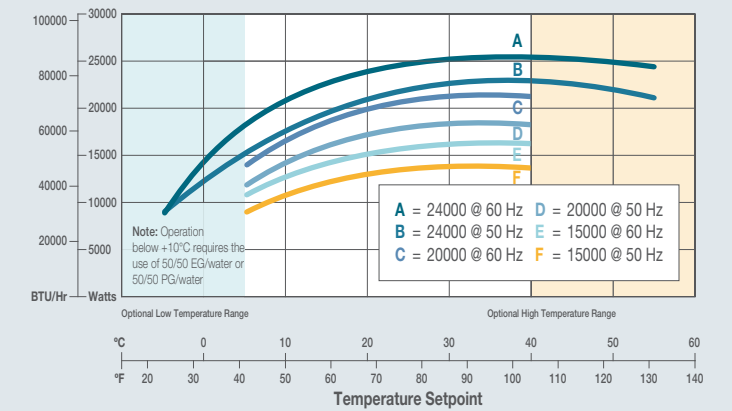


NEW! T9 Turbine Pump



Cooling capacity

ThermoFlex 15000, 20000 & 24000



Cooling capacity based on P3 pumps set to 10 gpm.

Full flow filter ensures clean fluid to protect your application and maximize recirculation system life.

Easily removable condenser grill and air filter allow for quick and simple cleaning to optimize chiller performance and maximize component life.

Integrated funnel fill for easy filling.

