

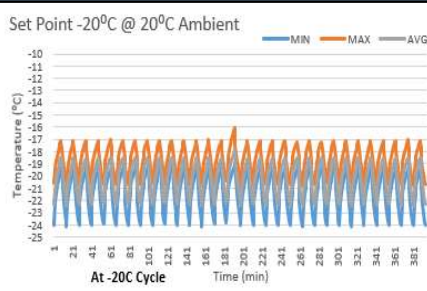
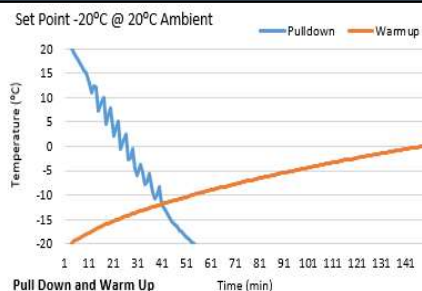
Specifications	Model Number
	TSG700FESBV
Application, Rating and Electrical Data	
Application	Storage of General (non-flammable) Laboratory Materials
Storage Volume	620Liters / 21.9 Cubic Feet
Factory Set Point	-20 °C
Set Point / Increment	-20 °C / 0.1 °C
Electrical Power / Rated Current	230V 50 Hz 1 Phase / 1.6A
Building Supply Rating	16A 250V
Power Plug/Power Cord Length	16 Amp 250V / 4 Meters (13 feet)
Agency Listings	CE
Standards and directives	2006/42/EC, 2014/30/EU, 2014/35/EU, 2011/65/UE, 2015/863/EU & 2012/19/EU
Electromagnetic Compatibility	Emissions (Class A), Immunity (Industrial Environment)
Indoor/Outdoor Usage	Indoor Use Only
Application Environment	Non-Corrosive, Non-Flammable, Non-Explosive, Good Air Ventilation
Ambient Operating Temperature	15° C to 32° C (59° F to 90° F)

Refrigeration Configuration	
Refrigeration System	Vapor compression system
Compressor / Number / Capacity	Single speed / 1 / 462W
Condenser Type/Number	Forced-Air Cooled Finned-Tube Coil Heat Exchanger / 1
Expansion Device	Capillary Tube
Evaporator Type / Defrost Method	Forced Air Finned-Tube Coil Heat Exchanger / Automatic Defrost
Refrigerant Charge / Flammability	R290,145gms,GWP:3 ODP:0 / Flammable

Controller/Electrical System Configuration and Features	
Controller Level	Eye Level
Power Switch	On the Controller Main Screen
Controller Type	Electronic Controller with LCD display
Setpoint Security / Programmable	Yes / Yes
Compressor Safe Guard	Overload Protection (OLP)
Control Sensor	NTC Probe
Connectivity / Remote OutputsTerminals	Dry Contact (NO and NC)
Adjustable Warm / Cold Alarms	Fully Adjustable
Power Failure Alarm	Acoustic and Visual
Electronic Chart Recorder	Not Provided

Dimensions and Construction	
Interior Dimensions (H x D x W)	1505 mm x 686 mm x 600 mm (59.25" x 27" x 23.6")
Exterior Dimensions (H x D x W)	2085 mm x 855 mm x 750 mm (82.1" x 33.6" x 29.5")
Insulation	Polyurethane Foam 7.5cms (2.95")
Door Perimeter heater	Yes
Shelves / Load Limit	4 Shelves / 30kg (66 lbs) per Shelf
Casters	2 Lockable Castors at the front & 2 Fixed Castors at the rear
Non-Crated Shipping Weight	158kgs / 348.3 lbs

Typical Performance Characteristics	
-------------------------------------	--



Test Unit Series Number or MSO Number:	20297-A-3-5
Cabinet Load:	Unloaded
Average Cabinet Temp (C):	-20.13
Peak Variation from Setpoint (C):	-2.75/1.87
Uniformity (C):	2.59
Stability (C):	5.23
1-min Door Opening Recovery(min):	12.7
Cycle on Time(%):	45.8
Cycle (on/off) Time (min):	5.5/6.5
Energy Consumption (kw-hr/day):	6.62
Heat Rejection Rate (btu/hr):	941.77
Pull Down Time to setpoint(Min)	61
Warm Up Time to 0°C (min):	132
Sound (dBA):	56.4

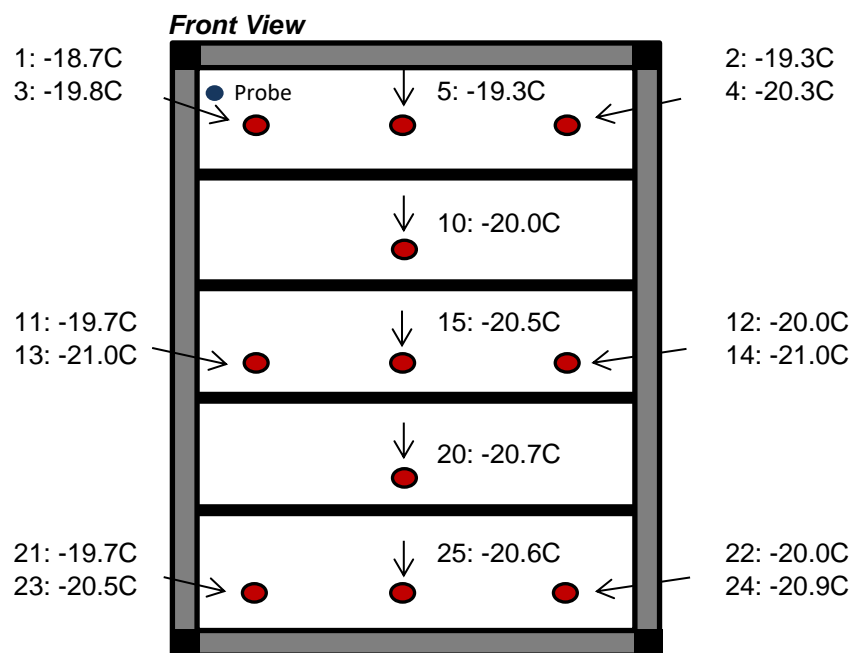
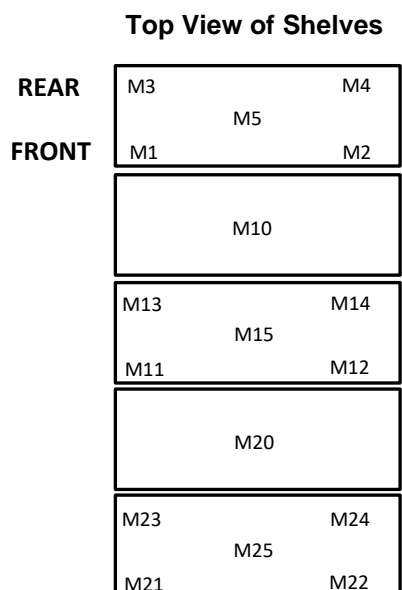
- 1)Performance is nominal and individual units may vary.
- 2)Product performance will differ due to product amount, product size and operating conditions.
- 3)Continuous product enhancements may, without notice, result in amendments or omissions to this specification. Thermo Scientific cannot accept responsibility for damage, injury, loss or expenses resulting from misapplication of the information herein.

© 2021 Thermo Scientific Inc. All trademarks are the property of Thermo Scientific Inc. and its subsidiaries. Specifications, terms and pricing are subject to change. Not all products are available in all countries. Please consult your local sales representative for details.



Typical Cabinet Temperature Map
Freezer 22cuft , 4 Inner-Shelves + Base, Single Outer Door

Temperatures are averages during > 20 cycles after reaching a setpoint of -20C



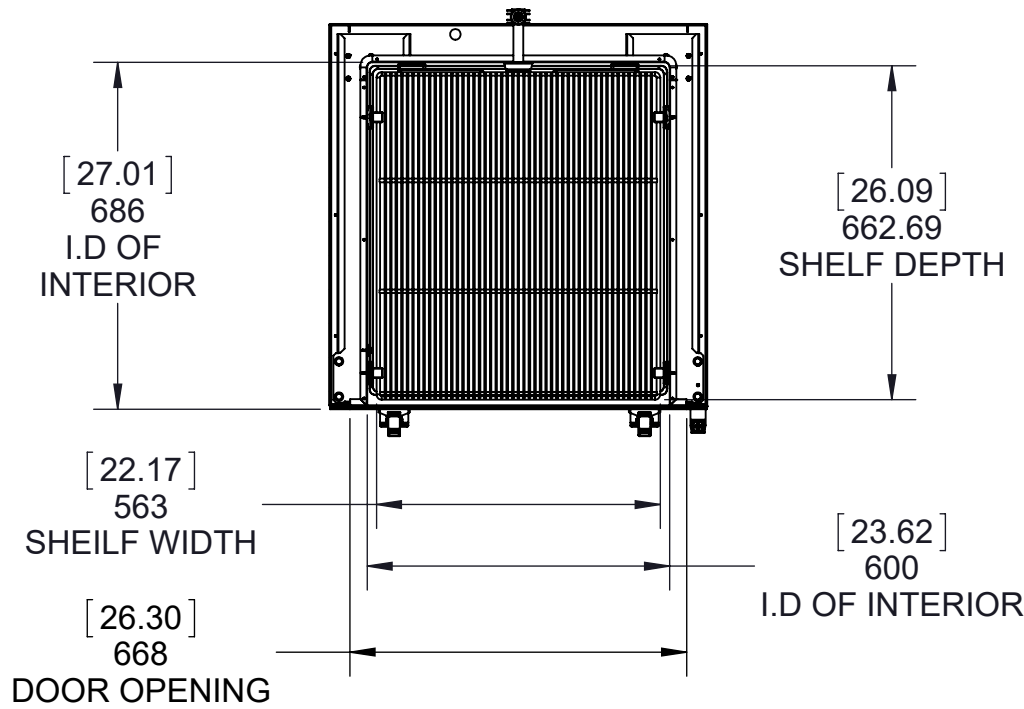
Cabinet Average: -20.2 C
Probe Average: -17.4 C
Peak Variation: +5.6 C / -4.4 C

20297-A-3-5

	M1	M2	M3	M4	M5	M10	M11	M12	M13
Avg	-18.7	-19.3	-19.8	-20.3	-19.3	-20	-19.7	-20	-21
Max	-14.8	-14.4	-14.8	-15	-14.6	-16.2	-16.2	-16.2	-16.8
Min	-21	-22.4	-23.2	-24.4	-22.4	-22.2	-21.5	-22.1	-23.6

	M14	M15	M20	M21	M22	M23	M24	M25
Avg	-21	-20.5	-20.7	-19.7	-20	-20.5	-20.9	-20.6
Max	-16.5	-16.7	-16.8	-16.3	-16.2	-16.9	-16.7	-16.7
Min	-24.1	-22.6	-22.8	-21.8	-22.6	-22.7	-23.6	-22.9

ONLY CABINET SHOWN FOR CLARITY IN THE TOP VIEW,
TO ILLUSTRATE INTERIOR DIMENSIONS



SECTION A-A

