

thermo scientific



Performance simplified at every turn

Thermo Scientific Sorvall LYNX Superspeed
Centrifuge Series

ThermoFisher
SCIENTIFIC

Superspeed centrifugation simplified at every turn

The Thermo Scientific™ Sorvall™ LYNX™ Superspeed Centrifuge series features powerful technologies with breakthrough simplicity.

Multiple users. A variety of processing requirements. A range of user experience. To overcome these everyday challenges of a shared laboratory setting choose the Thermo Scientific Sorvall LYNX superspeed centrifuge. The result? Productivity, safety, and reliability simplified.



Push-button security and application flexibility

Auto-Lock™ rotor exchange



Immediate rotor detection and programming

Auto-ID instant rotor identification



Improved ergonomics and performance

Fiberlite™ Carbon Fiber Rotors



One-handed certified¹ sample protection

Thermo Scientific™ ClickSeal™ Biocontainment Lids

1. Biocontainment certification by the Public Health England, Porton Down, UK.

Performance simplified at every turn

Exceptional performance meeting evolving application needs, from academic research to production facilities, with up to 100,605 x g, and up to 6 Liters capacity.

Versatile, high-throughput sample processing from 6 x 1 L bottles, to 40 x 50 mL conical tubes, to 24 microplates per run. Help save time and ensure sample integrity with fast acceleration and deceleration rates, combined with smooth runs at all speeds.

Built-in safety and efficiency

- Rotor innovations—from Auto-Lock rotor exchange, to Auto-ID instant rotor identification, to speed handles on each rotor lid—shorten run set-up time while providing peace-of-mind that the rotor is secure
- Lightweight, corrosion-resistant Fiberlite carbon fiber rotors, including Fiberlite™ LEX Rotor designs, help improve ergonomics and performance
- Touchscreen interface with bright, highly visible, and durable display helps simplify run set-up while providing on-board training and access controls, such as user login with password protection
- Real-time run monitoring and control with Thermo Scientific™ Centri-Vue™ application
- Compact, non-bolt down design, automatic door opening, and an integrated surface work space help optimize everyday centrifuge use

Proven reliability with robust design for consistent results and maximum uptime, year after year.



Performance simplified at every turn

Auto-Lock rotor exchange

Secure, push-button rotor exchange in as little as 3 seconds helps deliver:

- Improved safety and confidence that the rotor is automatically and securely locked and will not loosen during a run
- Trouble-free rotor installation and removal
 - No tools are required
 - The rotor locks itself to the centrifuge, eliminating the need for hand-tightening
- Flexibility to quickly change rotors and applications, matching the needs of your laboratory—today and in the future



Secure, trouble-free rotor installation and removal in as little as 3 seconds

Auto-ID instant rotor identification

Immediate identification of a rotor when secured in the centrifuge chamber, with rotor specifications automatically loaded into the centrifuge parameters:

- Shortens run set-up time by eliminating the need to find and set rotor codes
- Helps eliminate over-speed risk, reduce error messages, and improve centrifuge, sample, and operator safety

Auto-ID instant rotor identification helps improve safety, save time, and protect the integrity of your samples



1. Place rotor into the centrifuge chamber



2. Rotor is immediately detected and its parameters are loaded



3. Confirm settings and begin run

Performance simplified at every turn



Extensive rotor portfolio

Supports multiple users and evolving research needs—from microtubes up to 1 L bottles.

- **Fiberlite carbon fiber rotors:** Simply lighter, more secure investment
 - Lightweight carbon fiber and innovative construction allow unique rotor designs not possible with metal
 - Corrosion- and fatigue-resistance helps secure the rotor's structural integrity for unequalled durability
 - Backed by a 15-year warranty²
- **Swinging bucket rotors:** Versatility and expanded capacity at high RCF with dozens of adapters for research flexibility
- **Fixed angle rotors:** Complete portfolio for commonly used 50 mL, 50 mL conical, 250 mL, 500 mL and 1 Liter tubes and bottles with specialty rotor options to address specific protocol requirements
 - Dedicated conical tube rotors, which allow samples to be run in inexpensive disposable conical tubes
 - High-speed microtube rotor
 - Titanium rotor for RCFs up to 100,605 x g
- **Continuous flow/zonal rotors:** Scale-up flexibility from superspeed applications to harvesting and clarification



Innovative speed handles help make tightening the lid safer while also simplifying lid removal



Thermo Scientific BIOFlex HC rotor supports up to 40 x 50 mL conical tubes, 96 x 15 mL conical tubes, 24 microplates, and over 35 other tube styles with dozens of adapters for research flexibility

Thermo Scientific Fiberlite LEX Rotors

The next generation of high capacity Fiberlite rotors, the Fiberlite LEX rotor series further advances carbon fiber design and is now available in 6 Liter capacity. These rotors combine:

- **Superior ergonomics:** Lightweight with improved ergonomics for everyday ease of handling
- **Exceptional performance:** Achieve outstanding RCF performance for enhanced productivity—up to 17,670 x g with the Fiberlite F9-6x1000 LEX rotor
- **Enhanced safety:** From lightweight design and lifting handles, to biocontainment technology and certifications, these rotors provide multiple levels of laboratory and operator protection to help enhance safety without compromising functionality or convenience



2. Subject to Thermo Fisher Scientific's standard limited warranty. See thermofisher.com or your sales representative for details.

Operation simplified at every turn

Touchscreen Interface

Simple and quick run set-up with a glove-friendly, large, bright, interactive touchscreen for all centrifuge functions and durable for use run after run, year after year.

- Create up to 120 programs with alpha-numeric naming for easy access
- In-use training with on-board tutorial videos and a quick-start manual
- Integrated rotor calculator for simplifying protocol modifications and transfers
- Operator and run logging and reporting via USB port
- Highly visible backlit display of set and actual run conditions, enlarged during the run for clear visibility — even from across the lab
- Multilingual instructions, including English, German, French, Spanish, Chinese, Japanese, Portuguese and more on programming, run conditions, alerts, and service messages
- User access control with optional password protection, ideal for multi-user environments
- Designed to support GMP/GLP compliance with data logging and easy-to-use Thermo Scientific™ Centri-Log™ Plus data collection software



Simple, quick run set-up and monitoring

A screenshot of the centrifuge's touchscreen interface. The screen is divided into three horizontal sections. The top section, labeled 'Ready', shows a status bar with 'IDLE' and a temperature of '20 °C'. The middle section, labeled 'Run parameters', contains buttons for 'ACCEL' (max), 'TIME' (01:00:00), 'DECEL' (max), 'SPEED' (29,000 rpm), and 'TEMPERATURE' (20 °C). The bottom section, labeled 'Control and configuration', shows a 'USER PROGRAM' (T29-8x50) and a large green 'Open Door' button with a play icon. A red vertical bar on the right side of the screenshot is labeled 'Status Information', a yellow bar is labeled 'Run parameters', and a light blue bar is labeled 'Control and configuration'.

Easily set current parameters and monitor centrifuge status




Glove-friendly touchscreen interface

Data management simplified at every turn

Connection simplified

Our Centri-Vue application provides real-time connection with your Sorvall LYNX superspeed centrifuges. From your mobile device, check your run status or if a centrifuge is available without even leaving your office or lab space.

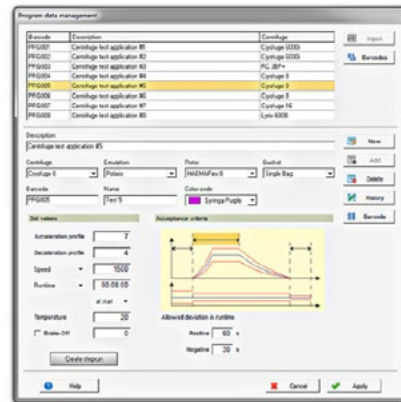
- Determine status at-a-glance of 1 or up to 100 centrifuges
- Monitor your run
 - Replicate instrument main screen on your smart device
 - Know when your run is complete
 - Check for diagnostic errors affecting your run
- Establish secure centrifuge connection for start or stop control



Data collection simplified

- Three logging models and optional external monitoring and control
- Onboard Centri-Track run logs, downloadable via USB port or real-time via Ethernet
- Centri-Log Plus Data Collection Software is a protocol-tracking solution to enable lifecycle management of processed samples, equipment optimization, and compliance with standard operating procedures. Connect and track multiple centrifuges on the same network.
 - Improve traceability with documentation of processes, including continual monitoring of speed, time, and temperature with alarm messages in case of protocol deviation
 - Ability to check run parameters against procedures in the database
 - Connection to central database through customized export file

Description	Cat. No.
Centri-Log Plus Software	75007742
Sample Tracking Kit, contains barcode scanner, holder and cable	75007740
Network Access Kit	75007741

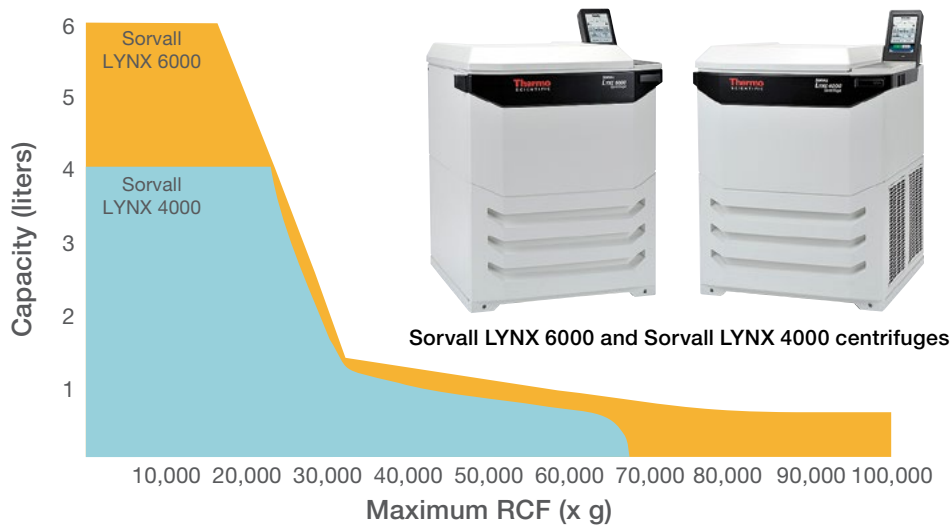


Download Centri-Vue application for instant remote monitoring and control, available for both iOS™ and Android™, and stay connected.



Operation simplified at every turn

The Thermo Scientific Sorvall LYNX superspeed centrifuge series is available in two models



Sorvall LYNX 6000 and Sorvall LYNX 4000 centrifuges

Choose between the **Sorvall LYNX 4000 Centrifuge** for 4 L capacity and performance up to 68,905 x g, and the **Sorvall LYNX 6000 Centrifuge** for 6 L capacity with:

- RCF up to 100,605 x g with broad rotor portfolio supporting higher performance and continuous flow/zonal capability
- Additional energy efficiency settings with Smart Vacuum
- Expanded levels of biosafety with an optional HEPA filter

Biocontainment security

- To help enhance containment of biohazardous samples, superspeed rotors certified by the Public Health Laboratory Service, Microbiology Services, Porton Down, UK are noted by
- In case of tube or bottle failure, a volume of fluid is contained in a special curved containment annulus at the top of most fixed angle rotors
- Thermo Scientific Sorvall LYNX 6000 Centrifuges with HEPA filters provide an additional level of safety in case of tube or bottle failure



Safety simplified at every turn

Ergonomics and safety

Effortless loading and unloading with optimal working height of 860 mm, an integrated surface work space, and front design with foot space allowing a closer position to the centrifuge.

- Easier and safer lifting and carrying of rotors with new speed handles, further enhanced with lightweight Fiberlite rotors
- Latest global safety standards without the need to bolt down the instrument to the floor, helping greatly simplify installation and flexibility to relocate within a facility
- Quiet performance (<59 dBA) helps provide a safe and reduced stress environment
- Centrifuge door opens fully and automatically—even with full hands—by using the door-open bar mounted on front of the centrifuge
- Auto-Lock rotor exchange with Auto-ID instant rotor identification helps simplify run set-up and eliminate the worry of overspeeding or rotor accidents



Lightweight rotors with speed handles



Foot space for better rotor placement ergonomics



Safety simplified at every turn

Secure investment

- Outstanding imbalance-tolerant drive helps improve system reliability and longevity
- Robust design supported by a 1-year unit warranty, 3-year drive warranty, 5-year refrigeration warranty, and comprehensive 15-year Fiberlite carbon fiber rotor warranty³
- Protect your investment with our complete portfolio of customized, integrated, and innovative services and support solutions

GMP/GLP data management

- Simplified quality control and record keeping
- On-board run logging of user, run conditions, and error messages, downloadable with USB or Ethernet connections
- Electronic signatures for runs with user log-in and password protection



USB port for downloading run data

3. Subject to Thermo Fisher Scientific's standard limited warranty. See thermofisher.com or your sales representative for details.

Resource efficiency and sustainability

- **Energy use options:** Choose sleep mode settings for increased energy savings
- **Smart Vacuum:** Address performance and efficiency requirements with our partial air system, which partially evacuates the rotor chamber and reduces the power needed in a typical run (*in the Sorvall LYNX 6000 Centrifuge only*)
- **Power factor corrector module:** Electronics designed for optimized interface with supply power system
- **Carbon fiber rotors:** Help reduce capital investment and eliminate unnecessary equipment disposal issues with longer lifetime of Fiberlite rotors — backed by a 15-year warranty³
- **Compliant with global environmental standards:** RoHS (Restriction of Hazardous Substances) Directive and WEEE (Waste Electrical and Electronic) Directive 2012/19/EU



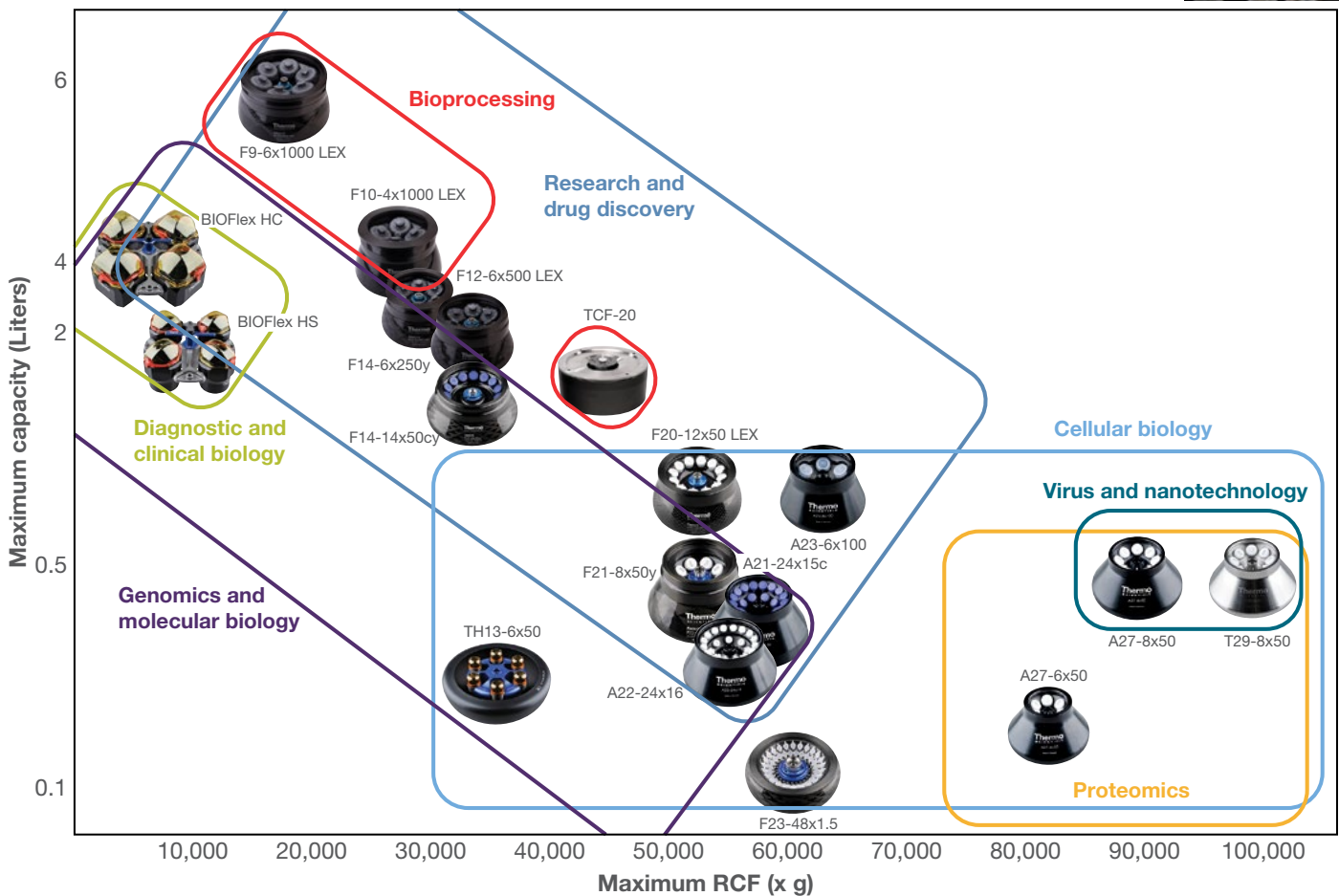
Applications simplified at every turn

The extensive rotor portfolio for the Sorvall LYNX Superspeed Centrifuge series supports labware from microplates, to microtubes, to 1 Liter bottles — providing applications flexibility for years to come, even as your lab’s research focus evolves.

Innovative rotor convenience

- Accelerate and help simplify rotor lid tightening, ensuring lid is properly attached with new speed handles
- Store rotor lid with on-board lid holder

Thermo Scientific rotors are available for a wide range of processing needs—cellular biology, diagnostic and clinical biology, genomics and molecular biology, proteomics, virus and nanotechnology, research and drug discovery, and bioprocessing.








































Fiberlite F9-6x1000 LEX rotor: Lighter weight LEX design supports 6 x 1 L bottles with the versatility of tube adapters from 1.5 mL microtubes to 500 mL bottles

BIOFlex HC swinging bucket rotor with optional ClickSeal lids: Spin more than 35 tube styles with dozens of adapters for research flexibility of tube adapters from 1.5 mL microtubes to 500 mL bottles



Rotor specifications

Category	Cat. No.	Rotor	Maximum capacity	Sorvall LYNX 6000 Superspeed Centrifuge			Sorvall LYNX 4000 Superspeed Centrifuge			Rmax (mm)	Sample containment	
				Maximum speed (rpm)	Maximum RCF (x g)	K factor	Maximum speed (rpm)	Maximum RCF (x g)	K factor			
Swinging bucket rotors	75003000	BIOFlex HC 	4 x 1000 mL 40 x 50 mL conical 24 microplates	5,500	7,068	5,522	5,500	7,068	5,522	209		
	75003002	BIOFlex HS 	4 x 400 mL 4 x 250 mL conical	7,000	10,025	4,889	7,000	10,025	4,869	183		
	75003010	TH13-6x50 	6 x 50 mL round 6 x 50 mL conical 6 x 15 mL conical	13,100	30,314	1,503	13,100*	30,314	1,503	157		
Fixed angle high capacity rotors	096-061075	Fiberlite F9-6x1000 LEX 	6 x 1000 mL	9,000	17,568	3,415				194		
	096-041075	Fiberlite F10-4x1000 LEX 	4 x 1000 mL	10,500	20,584	4,268	10,500	20,584	4,268	167		
	096-062375	Fiberlite F12-6x500 LEX 	6 x 500 mL	12,000	24,471	2,302	12,000	24,471	2,302	152		
	096-062075	Fiberlite F14-6x250y 	6 x 250 mL	14,000	30,240	1,699	14,000	30,240	1,699	138		
Fixed angle high speed conical rotors	096-145075	Fiberlite F14- 14x50cy 	14 x 50 mL conical	14,000	33,746	798	13,000	29,097	925	154		
	75003004	A21-24x15c 	24 x 15 mL conical	Outer row	21,500	63,049	379	19,500*	51,865	461	122	
				Inner row	21,500	63,049	558	19,500*	51,865	679	122	
096-124375	Fiberlite F20-12x50 LEX 	12 x 50 mL	20,000	51,428	455	18,000	41,657	562	115			
Fixed angle high speed rotors	096-084275	Fiberlite F21-8x50y 	8 x 50 mL	20,000	47,850	744	18,000	38,759	919	107		
	75003005	A22-24x16 	24 x 16 mL	Outer row	22,000	60,063	377	22,000*	60,063	377	111	
				Inner row	22,000	60,063	547	22,000*	60,063	547	111	
	75003006	A23-6x100 	6 x 100 mL	23,500	62,976	503	21,000	50,290	630	97		
096-484075	Fiberlite F23-48x1.5 	48 x 1.5 mL	23,000	57,368	199	18,500	37,116	307	97			
Fixed angle highest RCF performance rotors	75003007	A27-6x50 	6 x 50 mL	27,000	79,057	485	24,000	62,465	613	97		
	75003008	A27-8x50 	8 x 50 mL	27,000*	87,207	408	24,000*	68,905	517	107		
	75003009	T29-8x50 	8 x 50 mL	29,000*	100,605	354	24,000*	68,905	517	107		
Continuous flow/zonal rotors	75003012	TCF-20 	1350 mL	20,000	42,931	826				96		
	75003013	TCF-20 Zonal 	1350 mL	20,000	42,931	826				96		

 Biocontainment certification by the Public Health England, Porton Down, UK.

Rotor adapters

for Thermo Scientific BIOFlex HC swinging bucket rotor

Cat. No.	Description	Rotor capacity (places x volume, mL)	Max tube dimensions (Ø x L, mm)
Rotor			
75003000	BIOFlex HC Swinging Bucket Rotor	4 x 1000	
75007309	ClickSeal Biocontainment Lids for BIOFlex HC Buckets (set of 4) 		
75007304	BIOLink Adapter for BIOFlex HC Buckets (set of 4)		
Adapters for BIOFlex HC Rotor (sets of 4)			
75007301	1 1000 mL Polypropylene Wide-Mouth Bio-Bottle (75007300)	4 x 1000	126 x 140
75007304	2 750 mL Polypropylene Wide-Mouth Bio-Bottle	4 x 750	98 x 133
75004253	3 500 mL Oak Ridge Bottle	4 x 500	70 x 160
75007302	4 500 mL Corning™ Conical Bottle	4 x 500	98 x 133
75005392	5 250 mL Wide-Mouth Conical Bottle	4 x 250	62 x 145
75005392	5 250 mL Corning Conical Bottle or 200 mL Nunc Bottle or 175 mL Nalgene Conical Bottle	4 x 250	62 x 145
75007305	6 250 mL Nalgene Oak Ridge Bottle	8 x 250	62 x 130
75007305 + BD 352090	6 225 mL BD Falcon™ Conical Bottle	8 x 225	62 x 130
75007305 + Nunc 377585	6 200 mL Nunc Conical Bottle	8 x 200	62.5 x 139
75007305 + Nalgene DS3126-0175	6 175 mL Nalgene Wide-Mouth Conical Bottle	8 x 175	62 x 130
75003674	7 50 mL Conical Tissue Culture Tube	40 x 50	30 x 120
75004255	8 50 mL Double Biocontainment Vessel for 50 mL Conical Tube	20 x 50	29.5 x 120
75004252	9 50 mL Nalgene Oak Ridge Tube	48 x 50	29.5 x 120
75007306	10 15 mL Conical Tissue Culture Tube	96 x 15	17.5 x 121
75003672	11 10 mL Blood Collection Tube or Corex™/Kimble™ Tube	148 x 10	17 x 110
75003671	12 5/7 mL Blood Collection Tube (BD Vacutainer™)	196 x 5/7	14 x 110
75003709	13 4.5/6 mL Blood Collection Tube (Greiner™)	164 x 4.5/6	14 x 110
75007303	14 Microplate Carriers	4 x 6 Standard or 4 x 2 Deep-Well	86 x 128
75003829	15 Small Blood Bag/Cell Culture Bags	4 x 2 Bags	
Adapters for BIOFlex HC Rotor (sets of 4)⁴			
75003713	16 100 mL Round Bottom Open-Top Tube	8 x 100	62.5 x 139
75003824	17 50 mL Conical or Skirted Tube	20 x 50	29.5 x 120
75003716	18 25 mL Universal Conical or Skirted Tube	28 x 25	29.5 x 120
75003718	19 16 mL Nalgene Round Bottom Tube	48 x 16	18 x 134
75003719	20 15 mL Blood Collection Tube	32 x 15	17 x 125
75003724	21 5 mL RIA or Round Bottom Tube (without cap)	148 x 5	13 x 116
75003733	22 1.5/2.0 mL Conical or Round Bottom Microtube	192 x 1.5/2.0	11 x 50
75008383	23 T-75 Nunc Easy Flask	4 x T-75	
75008384	24 T-25 Nunc Easy Flask	8 x T-25	

 Biocontainment certification by the Public Health England, Porton Down, UK.

4. Must be used with a Thermo Scientific™ BIOLink™ Adapter (Cat. No. 75007304)

Rotor adapters

for Thermo Scientific™ BIOFlex™ HC Swinging Bucket Rotor



1



2



3



4



5




6



7



8



9



10



11



12



13



14



15



16



17



18



19



20



21



22



23




24



Rotor adapters

for Thermo Scientific BIOFlex HS swinging bucket rotor

Cat. No.	Description	Rotor Capacity (places x volume, mL)	Max Tube Dimensions (Ø x L, mm)
Rotor			
75003002	BIOFlex HS Swinging Bucket Rotor	4 x 400	
75003656	ClickSeal Biocontainment Lids for BIOFlex HS Buckets (set of 4) 		
Adapters for BIOFlex HS Rotor (sets of 4)			
No adapter needed	25 400 mL Polypropylene Bio-Bottle (75007585)	4 x 400	80 x 125
75004258	26 250 mL Nalgene Wide-Mouth Conical Bottle	4 x 250	62 x 135
75004257	27 250 mL Oak Ridge Bottle	4 x 250	62 x 135
75004257	27 225 mL BD Falcon Conical Bottle	4 x 225	62 x 130
75004258	26 200 mL Nunc PCO Conical Bottle	4 x 200	62 x 125
75004258	26 175 mL Nalgene Wide Mouth Conical Bottle	4 x 175	62 x 125
75003708	28 100 mL Round Bottom Open-Top Tube	4 x 100	45 x 117
75003707	29 50 mL DIN Round Bottom Tube	12 x 50	34.5 x 105
75004259	30 50 mL Double Biocontainment Vessels for 50 mL Conical Tube	8 x 50	29.5 x 116
75005393	31 50 mL Conical Tissue Culture Tube	12 x 50	29.5 x 116
75003683	32 50 mL Conical Tissue Culture Tube	16 x 50	29.5 x 116
75003799	33 50 mL Nalgene Oak Ridge Tube	16 x 50	28.5 x 114
75003703	34 30 mL DIN Round/Flat Bottom Tube	20 x 30	25.5 x 108
75003706	35 20/25 mL Universal Round Bottom Tube	12 x 20	25 x 110
75003798	36 16 mL Nalgene Round Bottom Tube	28 x 16	18 x 112
75005394	37 15 mL Conical Tissue Culture Tube	36 x 15	17 x 121
75003704	38 15 mL Round Bottom Tube (Sarstedt™)	40 x 15	17 x 105
75003794	39 15 mL Blood Collection Tube (17 x 125 mm)	16 x 15	15.5 x 131
75003681	40 10/15 mL Corex/Kimble Tube or 10 mL Blood Collection Tube (BD Vacutainer/Vacurette™)	56 x 10/15	17 x 113
75003680	41 5/7 mL Blood Collection Tube (BD Vacutainer)	76 x 5/7	13 x 110
75003825	42 4.5/6 mL Blood Collection Tube (Greiner)	64 x 4.5/6	13 x 110
75003793	43 3/5 mL RIA or Round Bottom Tube (without cap)	76 x 3/5	11 x 110
75003700	44 1.5/2 mL Conical or Round Bottom Microtube	136 x 1.5/2	11 x 45

 Biocontainment certification by the Public Health England, Porton Down, UK.

Rotor adapters

for Thermo Scientific BIOFlex HS swinging bucket rotor



25



26



27



28



29



30



31



32



33



34



35



36



37



38



39



40



41



42



43



44



Rotor selection simplified at every turn

Compatible labware for each rotor is indicated with a checkmark. Please see photos (referenced by letter) on the following page.

Cat. No.	Rotor	1,000 mL (A)	500 mL (B)	500 mL conical (C)	250 mL (D)	250 mL conical (E)	175 mL conical (F)	100 mL (G)	80 mL	50 mL	50 mL conical (H)	30 mL (I)	16 mL (J)	15 mL conical (K)	12 mL	10 mL (L)	7 mL	5 mL	4 mL microtubes (M)	3 mL	2.0 microtubes	1.5 microtubes	1.0 CAB tube	Microplates (N)	Tissue culture flask (O)	Filtration kits	Blood tubes (P)	Blood bags — small
Swinging bucket rotors																												
75003000	BIOFlex HC	✓	✓	✓	✓	✓	✓	✓	✓	✓	✓	✓	✓	✓	✓	✓	✓	✓	✓	✓	✓	✓	✓	✓	✓	✓	✓	✓
75003002	BIOFlex HS				✓	✓	✓	✓	✓	✓	✓	✓	✓	✓	✓	✓	✓	✓	✓	✓	✓					✓	✓	
75003010	TH13-6x50								✓	✓	✓	✓	✓															
Fixed angle high capacity rotors																												
096-061075	Fiberlite F9-6x1000 LEX	✓	✓	✓	✓	✓	✓			✓	✓	✓	✓	✓		✓			✓		✓	✓						✓
096-041075	Fiberlite F10-4x1000 LEX	✓	✓	✓	✓	✓		✓		✓	✓	✓	✓	✓		✓			✓		✓	✓						✓
096-062375	Fiberlite F12-6x500 LEX		✓		✓	✓		✓		✓	✓	✓	✓	✓		✓												✓
096-062075	Fiberlite F14-6x250y				✓			✓		✓	✓	✓	✓	✓	✓	✓												✓
Fixed angle high speed conical rotors																												
096-145075	Fiberlite F14-14x50cy									✓	✓	✓	✓	✓		✓											✓	✓
75003004	A21-24x15c													✓													✓	
Fixed angle high speed rotors																												
096-124375	Fiberlite F20-12x50 LEX									✓	✓	✓	✓		✓													✓
096-084275	Fiberlite F21-8x50y									✓	✓	✓	✓		✓													✓
75003005	A22-24x16												✓				✓	✓		✓	✓							
75003006	A23-6x100							✓	✓	✓	✓	✓	✓	✓	✓	✓	✓	✓	✓	✓	✓		✓					✓
Fixed angle high RCF performance rotors																												
096-484075	Fiberlite F23-48x1.5																											✓
75003007	A27-6x50									✓	✓	✓			✓	✓	✓		✓	✓	✓		✓					✓
75003008	A27-8x50									✓	✓	✓			✓	✓	✓		✓	✓	✓		✓					✓
75003009	T29-8x50									✓	✓	✓			✓	✓	✓		✓	✓	✓		✓					✓

Labware selection simplified at every turn



A. 1,000 mL



B. 500 mL



C. 500 mL conical



D. 250 mL



E. 250 mL conical



F. 175 mL conical



G. 100 mL



H. 50 mL conical



I. 30 mL



J. 16 mL



K. 15 mL conical



L. 10 mL



M. 4 mL



N. Microplates



O. Tissue culture flask



P. Blood tubes

Labware not shown to scale.

Optimize the performance of your centrifuge

It's simple. From conical tubes to bottles, to microplates and tissue culture flasks, the versatile selection of **Thermo Scientific™ centrifugation labware** work seamlessly with your complete centrifuge and rotor system, bringing together best-in-class quality and performance.



Specifications and ordering information

Specifications	Thermo Scientific Sorvall LYNX 6000 Superspeed Centrifuge		Thermo Scientific Sorvall LYNX 4000 Superspeed Centrifuge	
Maximum capacity	Fixed Angle Rotor: 6 Liters (6 x 1000) 9,000 rpm, 17,568 x g	Swinging Bucket Rotor: 4 Liters (4 x 1000) 24 microplates, 40 x 50 mL or 96 x 15 mL conical tubes 5,500 rpm, 7,068 x g	Fixed Angle Rotor: 4 Liters (4 x 1000) 10,500 rpm, 20,584 x g	Swinging Bucket Rotor: 4 Liters (4 x 1000) 24 microplates, 40 x 50 mL or 96 x 15 mL conical tubes 5,500 rpm, 7,068 x g
Maximum speed	29,000 rpm		24,000 rpm	
Maximum RCF	100,605 x g (with T29-8x50 rotor)		68,905 x g (with A27-8x50 rotor)	
Rotor locking system	Auto-Lock		Auto-Lock	
Rotor identification	Auto-ID Instant, Automatic		Auto-ID Instant, Automatic	
Drive system	High Torque Brushless		High Torque Brushless	
Imbalance tolerance	5% of Opposing Loads ⁵		5% of Opposing Loads ⁵	
Partial vacuum system	Smart Vacuum		No Vacuum	
HEPA filter	Optional		Not Available	
Green technology	Green Mode, Smart Vacuum		Green Mode	
Control	Touchscreen Interface		Touchscreen Interface	
Accel/decel profiles	9 Accel, 10 Decel, Brake-off option		9 Accel, 10 Decel, Brake-off option	
Speed range	Minimum 500 rpm, Maximum 29,000 rpm		Minimum 500 rpm, Maximum 24,000 rpm	
Speed control accuracy	± 25 rpm		± 25 rpm	
Run time	99 hours 59 min 59 sec, HOLD (with “at-start” and “at-speed” options)		99 hours 59 min 59 sec, HOLD (with “at-start” and “at-speed” options)	
Step-runs	30 profile/speed/time triplets, up to 3 steps each		30 profile/speed/time triplets, up to 3 steps each	
Pre-cooling function	Yes		Yes	
Temperature set range	-20 to +40°C		-10 to +40°C	
Temperature accuracy	± 2°C		± 2°C	
ACE integrator (w2t)	Yes		Yes	
Continuous flow	Yes		No	
Other functions	Multilingual Selection, Rotor Calculator, On-Board Training Videos, User Logging, User Lock-Out, Automatic Door Opening, Rotor Speed Handle		Multilingual Selection, Rotor Calculator, On-Board Training Videos, User Logging, User Lock-Out, Automatic Door Opening, Rotor Speed Handle	
Instrument bolt down	Not Required, Optional Seismic Bolt Down		Not Required, Optional Seismic Bolt Down	
Dimensions (H x D x W)	930 x 805 x 700 mm/36.6 x 31.7 x 27.6 in		930 x 805 x 700 mm/36.6 x 31.7 x 27.6 in	
Work height of top deck	860 mm/33.9 in		860 mm/33.9 in	
Weight	293 kg/644 lb (Cat. No. 75006590) and 309 kg/680 lb (Cat. No. 75006591)		283 kg/622 lb (Cat. No. 75006580) and 299 kg/658 lb (Cat. No. 75006581)	
Heat output	<2.0 kW		<3.2 kW	
Noise	<59 dBA		<59 dBA	
Certification	cULus ⁶ , CE, IEC 61010-2-020 2nd Ed. or later, ROHS, WEEE		cULus ⁶ , CE, IEC 61010-2-020 2nd Ed. or later, ROHS, WEEE	
Warranty ⁷	1 Yr Unit, 3 Yrs Drive, 5 Yrs Refrigeration		1 Yr Unit, 3 Yrs Drive, 5 Yrs Refrigeration	

5. Fiberlite F9-6x1000 rotor imbalance is 25 gr; BIOFlex HC rotor imbalance is 20 gr (opposing loads).

6. Applies to Cat. No. 75006590 and 75006580 only.

7. Subject to Thermo Fisher Scientific standard limited warranty. See thermofisher.com or your sales representative for details.

Ordering Information

Cat. No.	Description
75006590	Sorvall LYNX 6000 Superspeed Centrifuge, 200–240 V, 50/60 Hz, 30 A, Single-phase
75006591	Sorvall LYNX 6000 Superspeed Centrifuge, 380–400 V, 50/60 Hz, 16 A, 3-phase
75006580	Sorvall LYNX 4000 Superspeed Centrifuge, 200–240 V, 50/60 Hz, 30 A, Single-phase
75006581	Sorvall LYNX 4000 Superspeed Centrifuge, 380–400 V, 50/60 Hz, 16 A, 3-phase
75000011	HEPA Filter (for use with Cat. No. 75006590 and 75006591 only)



Simplify performance in your lab with Sorvall LYNX superspeed centrifuges

Finding the centrifuge and rotor combination that fits your needs has never been easier. Check out our online product guide:

- Take an interactive tour
- Access the resource library including videos, datasheets and manuals
- Select a centrifuge and rotor package



Access the interactive tool online at thermofisher.com/superspeedguide

Find out more at thermofisher.com/lynxsuperspeed

ThermoFisher
SCIENTIFIC